

STANISLAUS RESEARCHER

Genealogical Society of Stanislaus County

April 2010

Volume 32, Number 4

In this Issue

President's Message.....	1
April Program	1
Family Tree Maker 2010	1
James Shuman To Speak in April.....	7
Shadowbox Albums.....	7
GCCS Yard Sale	7
Memorial Day	8
San Joaquin Seminar Invitation	8
Library Dropping ILL Program	8
Help Wanted	8

April Program

April 20, 2010

Pancake Supper 5:30 p.m.

Pennsylvania Dutch and the "religious persecution" immigrants.

General Meeting 7:00 p.m.

President's Message

By Jeff Wells

I've been watching the new NBC series "Who Do You Think You Are?" with my family over past few weeks. The show follows some popular celebrities and athletes as they begin researching their family tree. Each episode begins with the celebrity telling the watchers what they know so far and then, with some expert help, they trace their family line back through several generations. I think this is a great opportunity for our society to help interested people to get started in research. I think we may see an increase in guests at our meetings. We do a very good job of making guests welcome so let's continue our great hospitality!

While I was thinking about this show several things came to mind. First, the show makes research look very quick and easy. We all know that's not always the case! But, we can let beginners know that the same tools shown on the program are available to them as well. Second, the show illustrates amazing people in the star's family. One thing that may intrigue new people is that as they dig deeper they will find ordinary people who have led extraordinary lives. Third, no matter what information researchers find, learning the story of their family's history will change their life.

Family Tree Maker 2010

By Lewis M. Ruddick

In my travels about the internet I made an acquaintance with Mr. John Donaldson who is an Alpha Tester for Family Tree Maker and a professional technical writer. He writes a very useful series of articles for an Australian genealogical publication titled Victorian G.U.M., Inc. News. Because a number of you use Family Tree Maker to record your genealogy I thought it appropriate for me to ask if I could use his written expertise to assist you to better utilize your Family Tree Maker 2010. The following is the first of several that John has kindly offered to provide me to share with you.

Family Tree Maker[®] 2010

Family Tree Maker 2010 More on Navigation and Places

Family Tree Maker 2010 has added some significant enhancements to places and general navigation capability, and perhaps the best place to start is with the Place Name Authority (PNA). According to Ancestry.com, “thousands of new place names have been added to the 2010 PNA locations database and additional locations have been updated and/or corrected”.

The PNA was added to *Family Tree Maker* 2008 and consists of an inbuilt database of places, some 3 million of them. This allows you to standardize your locations to ensure a great deal of consistency, (regular readers will know that is my favourite word in *Family Tree Maker*).

Additionally, a major defect from version 2 through the version 16 was corrected in *Family Tree Maker* 2008 and above with the addition of a **Description field** in the locations. If you haven't turned on the Date/Place/Description view, do this.

Go to the People>Person View for any person. Select the Birth Fact. In the right hand editing panel click on the Options Button. Select Fact Properties and click on the Place Description radio button. Click OK. Repeat this for other date type facts, eg christening, marriage, death and burial.

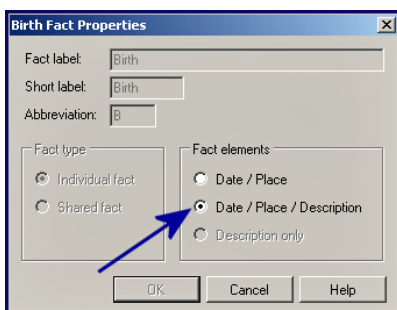


Figure 1: Activate Date/Place/Description

You will then find that you have a description field available to you.

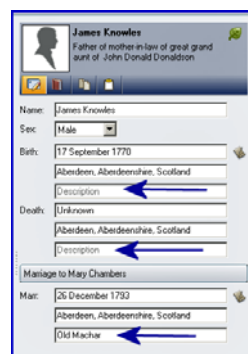


Figure 2: Editing Panel with the Description Field Visible

The Description field is a free-form text field that you can record additional information, e.g. anything associated with a location, name of a hospital, a street address, cemetery location, etc.

Now the significance of this revision is to suggest that the PNA can be very useful in getting your place names both accurate and consistent as well as working with the mapping database, *MS Bing Earth*, (previously MS Virtual Earth). I have no idea of what the “thousands of new place names” are, but the PNA seems to work better than in 2008/09.

Now a few comments about the PNA

Firstly you don't have to use it at all. You can use it for as many or as few places as you want. I personally think it is great, and I also like the ability in the PNA to remove duplicate places with the “replace with other place names”. Great when web merging ☺

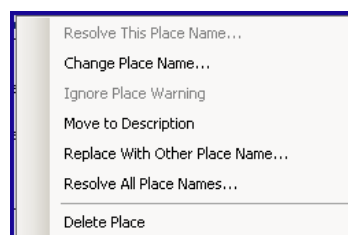


Figure 3: PNA Options

You can also see in Figure 2 and 3 how the Description field comes into play.

When I first wrote about the PNA in version 2008, I suggested that I tended to try and standardize a more major place [say] Melbourne, Victoria, Australia in the Place field and use the Description for the minor place, e.g. a suburb or a church name etc. What I have found with the updated PNA, is more minor places are recognized in their own right, and can go straight into the Place field as they then plot best on the map. So Lilydale, Victoria, Australia is now supported by the PNA. So I have tended to use the PNA suggestion if it fits and, if not, use the next largest place and add the minor detail in the Description field. Also, be aware, especially with historical named places, that the PNA is unlikely to recognize the place. In this instance I think it is best to “Ignore Place Warning” in the PNA and leave the historical name as is. So, with a bit of care you can make a very good job of resolving place names. It is worth the effort to get it right.

Short Place Names

Now all this is well and good and you end up with highly accurate place name data, but the problem is that the full name can be very large, e.g. “Kirton-in-Lindsay, Lincolnshire England”, or even better, “Levin, Horowhenua, Manawatu-Wanganui, New Zealand”. Yes, that is straight from the PNA.

If you wish to use these names in [say] a boxed descendant chart, you very quickly use up the real estate inside the box. What is needed therefore is the super accurate full place name in the database, but the ability to use a “**Short Place Name**” in a chart or report. Best of both worlds. Enter the Short Place Name enhancement in version 2010.

If you go into the Places workspace for any particular place you see the right hand edit panel like Figure 4. Note the new Short place field and also the geographic locator. More on that shortly.

Now what you can do is add a short name place and in my example I have used Levin.

Also note the Associated People number. More on that later.

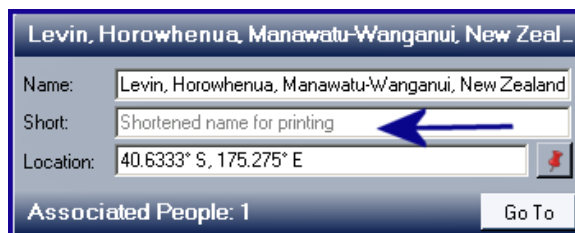


Figure 4: Short Place name

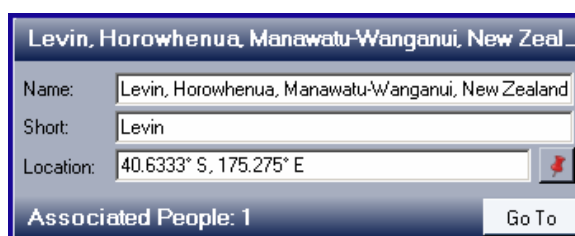


Figure 5: Short Name Added

Now, *Family Tree Maker* can use the short place names in any chart or report. If a short place name is not available, it will of course use the full place name. To invoke the short place name in any chart or report, in the Publish workspace, click on **Items to Include** and check the Display user-defined short place name.

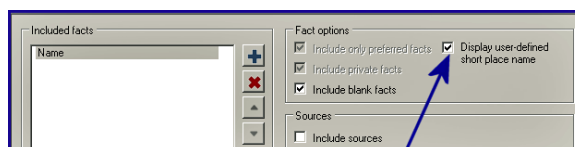


Figure 6: Invoke user-defined Short Place Name

Geographic Locations

New to *Family Tree Maker* 2010 is the ability to add a geographic location (latitude and longitude) coordinates and have them converted to a place or a location. You may for example have a location of an overgrown cemetery or perhaps you have ancestors who were on the “Titanic” and by adding the coordinates *Family Tree Maker*, can plot the location. This is great if you have an “at sea” event and have the coordinates. To do this, simply add the coordinates in the location field. There are three ways to add coordinates and *Family Tree Maker* has a new **Location Calculator**.

The Location Calculator converts the latitude and longitude coordinates between different coordinate styles.

Family Tree Maker displays the coordinates in decimal degrees format. You can use the calculator to enter the coordinates in degrees, minutes, seconds format or degrees and decimal minutes format, and the calculator will display the coordinate in decimal degrees. You can also use the calculator to convert any of the formats to another format for other purposes you may have.

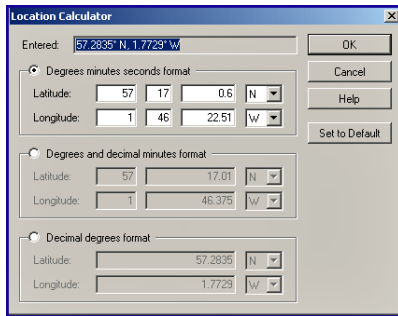


Figure 7: The Location Calculator

The following table describes the options available:

Options	Description
Entered	Displays the coordinate entered in the Location field.
Degrees minutes seconds format	Lets you enter or view the coordinates by degrees, minutes, and seconds. The degrees and minutes must be whole numbers. Seconds can be expressed with a decimal. Latitude degrees cannot be higher than 89. Longitude degrees cannot be higher than 179. Minutes for latitude and longitude cannot exceed 59. Seconds for latitude and longitude cannot exceed 59.99.
Degrees and decimal minutes format	Lets you enter or view the coordinates by degree and minutes. Degrees must be whole numbers. Minutes can be expressed with a decimal. Latitude degrees cannot be higher than 89. Longitude degrees cannot be higher than 179. Minutes for latitude and longitude cannot exceed 59.999.
Decimal degree format	Lets you enter or view the coordinates by degrees. Degrees can be expressed with a decimal. Latitude degrees cannot be higher than 89.9999. Longitude degrees cannot be higher than 179.9999.

Set to Default	Resets the location to the coordinates recorded for the place in the place authority database. This button appears only when you have set the coordinates for a place that Family Tree Maker recognizes.
----------------	---

Being More Exact with Locations

One of the comments about the Places feature in versions 2008 and 2009 is that sometimes the location pin was not located correctly and there was no way to correct the error. This has now been addressed with the ability to use the push pin adjacent to the location coordinate field, (Figures 4 and 5).

To set the exact location of a place

1. From the **Places** workspace, make sure **Place** is selected in the List by drop-down list.
2. Select the place for which you want to set the exact location.
3. Do one of the following:
 - Enter the GPS coordinates in the **Location** field.
 - Enter the latitude and longitude in the **Location** field.
 - Click the push pin button, and then on the map, click the location where the place should be. You will see a cross hair then the pin will be precisely located.

Coupled with the updated places and corrections, you can now enter locations on a map very precisely. Even although the *MS Bing* map is very good, inevitably there will be places missed, misplaced or too small to show up. Now you have the tool to make the corrections right down to “micro hamlet” level.

Migration Paths

In *Family Tree Maker* 2009 a new capability was added to the Places workspace to allow you to visualize the migration path of a person. You clicked on the drop down menu in Places and selected Person. This produced a path on *Bing* maps with nodes for significant events in your database, e.g. birth, death, etc. Hovering over a node provided node detail. Figure 8.



Figure 8: Single Migration Path

Well this has been significantly enhanced in *Family Tree Maker 2010*.

What you can now do is add additional plots for family members and generations. It is all done through the Migration Toolbar

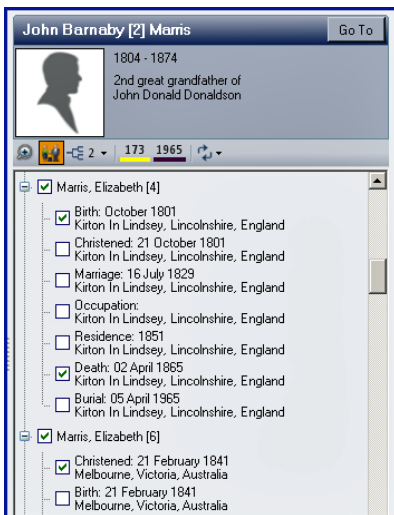
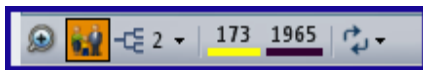


Figure 9: Migration Toolbar

Looking at the tools from the left.



The + magnifier lets you centre and zoom on a selected person

The family icon lets you include immediate family

The pedigree icon lets you include ancestor generations up to 4 generations

The coloured bars allow you to change the line colours. Clicking on the bars brings up a colours selection box

The final icon is a sort tool that lets you sort your paths in different ways.

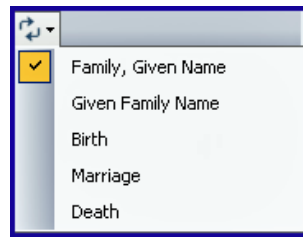


Figure 10: Sort Options

⚠ Also note carefully the name list below the tools. These change as you select different people and also depending on what check boxes are ticked what nodes appear on the migration path. It should be apparent that you have a lot of options and the resultant map can rapidly become crowded!

Here is the same person as Figure 8, but with immediate family selected. It is a bit hard to show on the screen shot, but if you click in each migration line the person associated with the line is highlighted in the person detail below the toolbar- Figure 9.

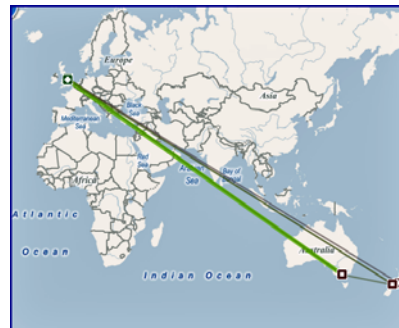


Figure 11: Immediate Family Migration Path

Now if I zoom on the map in England, what looks like a single start node is actually separate places

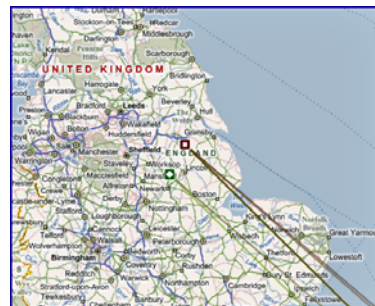


Figure 12: Zoomed Map

This is one area where you are going to have to experiment (trial and error) but some great new navigation capability has been added.

Associated People

Finally, a small, but very useful enhancement that was added very late in the *Family Tree Maker* 2010 development cycle. Whilst the index provides you with the total number of people in your tree, I always felt that it would be useful to know how many people have an event that is associated with a place. This is simply a number in the Place edit panel. It shows that I have 308 people with an event that occurred in Aberdeen.

- Enhanced PNA
- Short Place Names
- GPS support
- Location Calculator
- Pin pointing locations
- Multiple migration paths
- Associated people
- Enhanced file statistics

I counted about 32 new features in *Family Tree Maker* 2010, and I have covered an initial 8, so plenty to write about in future columns ☺

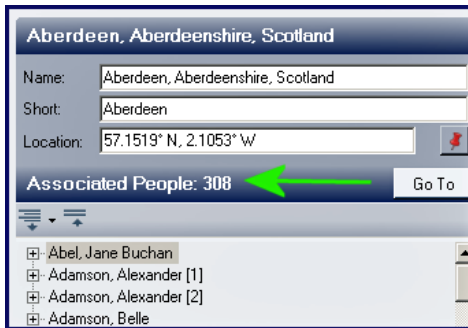


Figure 13: Associated People

Finally, the new file statistics feature in the Plan workspace provides some additional summary data including places.

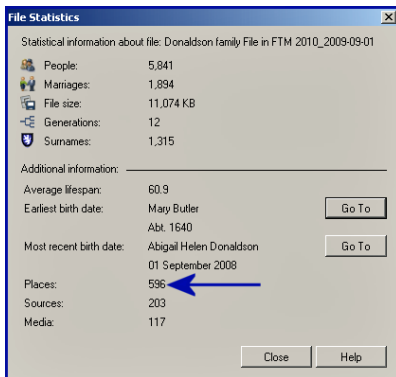


Figure 14: File Statistics

Summary

In this article I have focused on the Places, Mapping and Navigation enhancements in *Family Tree Maker* 2010. I have tried to summarize the new features as follows:-

Family Tree Maker Workshop

Yes it is that time again. Sunday 29 November, 10:00 am, (Tea/Coffee from 9:30), Mt Waverley (Have a look at the FAQs for more information about workshops).
http://www.vicgum.asn.au/GUM_WorkshopFAQs.pdf

JAMES SHUMAN TO SPEAK IN APRIL

Jim Shuman has spoken at our workshops in the past and is coming back to speak at our April meeting. He will talk about the Pennsylvania Dutch and the "religious persecution" immigrants. Jim is retired from Modesto City Schools, where he taught Art, English, and Photography at Modesto High. He was the yearbook advisor for 20 years and active in the Academic Decathlon. His idea of retirement is to take on the job of Principal at Brethren Heritage School, a K-12 school started 31 years ago by members of the Old German Baptist Brethren Church. Last summer there was a division among the OGBBC members, and the school is now operated by members of the OGBBC, New Conference.

This will be a very informative program. Don't miss it.

Shadowbox Albums

By Millie Starr

Bev Graham presented the Tattletale at the March meeting. She set her creative ideas wild and did some really wonderful shadowbox scrapbooks to house and display "stuff" from various members of her family. From Ernie's Marine memorabilia, medals, medals and more medals to husband Warren's baby things and career memorabilia these box/books brought raves from those present. She also had button hooks and curling irons and much much more.

Contact Bev at our next meeting and ask "how to". The shadowbox albums can be found at <http://www.showitoffpages.com>

GSSC Yard Sale

By Vicky Wolff

It is that time of year again, to start saving your yard sale items!

This year the yard sale will be held on the second Friday and Saturday of June, which will be June 11th & 12th.

We will once again keep the clothes at a minimum, as they do not sell well. While cleaning out your closets though you might give your clothes to the Gospel Mission, Hope Chest, Clothes Closet, Salvation Army or Discovery Shop. These are some of the places we will take our items that don't sell at the yard sale. Because of the economy, people are in need and our items will be of good use to them.

Remember NO MAGAZINES. They do not sell. If you have any genealogical magazines, please bring them to a meeting to share with other genealogists.

We can use books, records, CD's, tapes, small appliances, kitchen utensils, glassware, dishes, pots and pans, children's items, games, jewelry, tools, etc. etc. Just clean out those cupboards and closets and donate them to the yard sale.

The yard sale will once again be held in David and Vicky Wolff's shaded back yard. Yard sale donations can be brought to the Wolff's no earlier than Wednesday, June 9th.

Let's have a lot of items to sell. The more we have, the more money we will make. This is our only moneymaker of the year, so please donate as much as possible. Sign-up's to work the yard sale will be available at the next general meeting.

Memorial Day

By Vicky Wolff

Each Memorial Day weekend the Genealogical Society of Stanislaus County, helps people in the community, find their loved ones graves at the cemeteries off Scenic Drive in Modesto. There are five cemeteries in all: Acacia, Modesto City, Catholic, Pioneer and Citizens Cemetery.

The Society has a covered area within the cemetery, with tables and published cemetery books. Those people who come to visit loved ones graves and are unable to find them, we help. We will look up the loved one they are looking for in our published cemetery books and direct them to the proper place within the cemeteries. This has been a wonderful service to the community and they have been very appreciative. We help about 50-70 families find their loved ones each year. We will also have flags for sale and information on our society.

We will need members to sign up to help with this project, so I sincerely hope you will want to give of your time and service. This is a very worthwhile project.

While we are serving the public, we also have lots of time to discuss our genealogy with each other. We have a fun time and also become better acquainted with our other society members. Won't you join us? Sign ups will be available at the next general meeting. Thank you!

An Invitation to Stanislaus County Genealogical Society.

The San Joaquin Genealogical Society is hosting an afternoon with Daniel Horowitz, the genealogy and Translation Manager of MyHeritage.com, a company dedicated to provide technology tools for genealogists. Topic: HOW to effectively search, the differences of using "fuzzy" searches, metaphone vs. soundex, etc. Wednesday, April 21, 2010, at 1:00 pm in Stockton at the Chavez Library, Stewart Hazelton Room..downstairs. The Chavez library is located on the corner of El Dorado Street (one way North) and Oak Street (one way East). There is a parking lot on Center (one way South) and Oak Streets.

There will be no charge. marilynrau@hotmail.com 209-465-8724

Stanislaus County Dropping the ILL Program

By Marilyn Belleville

Marilynn Belleville has been informed by the Stanislaus County Library staff that they will be dropping the Inter-Library Loan Program (ILL) service at the end of the month as a cost cutting measure.

Help Wanted

By Carolyn Kerr

For the last few months Bob and I have been scanning and photographing Stanislaus County burial permits (1918-1947). Several years ago when I was working on the old burial permits book, I had a chance to look at these documents at CUSU archives and was immediately taken with the idea of transcribing them. They are as rich with genealogical information as death certificates are. At that time they could not be released from CSUS and copying them on campus was too daunting a task.

Recently, after renewed discussions with the archives staff, they agreed to release one or two books at a time to me for copying at home. That stage complete, they now await data entry into a program that George Wolf has created for us. There are 25 boxes of records, about 500 or so per box – totaling 7800 items.

If a few dedicated people helped with the data entry, it would certainly speed up the process. What do you think?

The data entry is pretty easy as far as the program goes. The originals are sometimes a challenge – dirty typewriter keys, handwriting style – all the things genealogists have had to contend with all along. They are interesting! Some of the causes of death are spelled out in great detail. I was most awed by the woman who was electrocuted when she climbed onto her roof to install a radio antenna only to have her antenna contact electric wires.

I estimate 10-20 hours of work per box depending on each of us. There is no big rush, though I would like to get this done before too long. I will come and get the program installed into your computer and walk you through the process.

Interested????? E-mail me or call me at 656-8128

Membership Information

- Dues: Single membership, \$20.00 per year Family membership, \$27.50 per year
- Stanislaus Researcher Published 10 times per year by Genealogical Society of Stanislaus County, P. O. Box A, Modesto, CA 95352-3660. Submit articles for publication to the editor via email: lruddick@ix.netcom.com by the **15th of each month**.
- Address changes: Send address, email and phone number changes to Maybelle Allen at:
 US Mail: Maybelle Allen c/o GSSC, P. O. Box A, Modesto, CA 95352-3660
 Email: gssc@att.net
 Telephone: 209-523-0593 (Maybelle Allen)
- GSSC web page: <http://www.cagenweb.com/lr/stanislaus/gssc.html>.
 The newsletter is posted at this website, along with other interesting society-related items.
- General meeting: 7:00 p.m. on the 3rd Tuesday of each month, except July and December at the Trinity Presbyterian Church at 1600 Carver Rd., Modesto, CA.
- Board meeting: 7:00 p.m. on the 2nd Monday of each month at El Vista Chapel (LDS) at 731 El Vista Ave., Modesto, CA.

2010 Officers		2010 Standing Committee Chairs	
President	Jeff Wells	Acquisitions	Janet Lancaster
1st Vice President	Lowell Beachler	Audit	
2nd Vice President	Millie Starr	Budget	Sue Hinrichs
Secretary	Vicky Wolff	Four Generation Charts	Donna Buhler
Treasurer	Sue Hinrichs	Historian	Judith Welch
Correspondence Secretary	Sheri Jones	Membership	Maybelle Allen
Director at Large	Vicky Wolff	Memorial Day	Vicky Wolff
Director at Large	Carmen Pedrioli	Mentor	Joann MacDonald
Director at Large	Donna Buhler	Newsletter	Lewis M. Ruddick
Director at Large	Diana Loomis	Planning	Beverly Graham
Director at Large	Lewis M. Ruddick	Program	Lowell Beachler
Past President	Beverly Graham	Publicity	Beverly Graham
		Queries	Charlie Tieman
		Refreshments	Jackie Niemeyer
		Registrar	Dorothy Winke
		Research & Publication	Millie Starr
		Research Trips: Sutro/Archives	
		Research Trips: Salt Lake City	Lisa Bruk
		Seminar & Workshop	Janet Lancaster
		Special Collections Room	Marilyn Belleville
		Sunshine	Judith Welch

Updated 2-18-10

We have 172 members



Genealogical Society of
Stanislaus County
P.O. Box A
Modesto, CA 95352-3660

